



The Rose Petal

The Greater Palm Beach Rose Society

Founded 1970



Visit our website: www.gpbars.org

Promoting Rose Growing in South Florida for Over 40 Years

December 2023

President's Message

by Debbie & Geoff Coolidge

Happy New Year! 2023 comes to an end....an end to our rose cycle. But 2024 brings new beginnings! And after our annual rose "prunefest" the rose cycle starts again and brings us to Spring and beautiful flushes. I hope to see you all at our January 6th field trip to White Trail Flower Farm where you can get wonderful ideas for your rose gardens and purchase magnificent rose bushes. At the Deep South District Convention January 19 - 21, you will be able to take part in rose seminars and do a little more "purchasing". And very important, please take the time to come to our January 22 training class and learn to prune your roses successfully, as pruning is as important as fertilization and other rose care. Pruning brings fresh growth and fresh flowers. My wish is for you, like the rose, to have a fresh beginning in 2024.

PLEASE JOIN US:

January 6, 2024 White Trail Flower Farm

We are meeting at White Trail Flower Farm for a garden tour at 10:30 am. The cost is \$15. Please sign up on their website. [MORE INFO & REGISTER HERE](https://bookwhen.com/whitetrailevents/e/ev-s2rk-20240106103000?fbclid=IwAR3rV02gO40yHPbJq5oe5_AJxwcYz_FkBkGcFUyTor-Gmz6XR7T0RRumhEk)

January 22, 2024 Mounts Auditorium

Our next program the Greater Palm Beach Rose Society will be presenting how to prune roses in South Florida at our January 22, 2024 meeting at 7:30 pm at Mounts Botanical Gardens

We are excited that we will be sharing a "hands on" experience. If you have a rose bush in a pot that you want to work on, or need assistance with, please feel free to bring it along! Please join us for this free presentation!

GPBRS ROSE CHATTER:

- * *Our website has been updated to include new valuable information!!! Please take a look at it. A big thank you to Kim Wendt for her hard work getting this done. Also, join our facebook community and interactive group pages where you can get up to the minute information and ask questions of the rosarians.*
- * *For Those interested in Consulting Rosarian School there will be in-person classes Sunday, January 21, 2024 in Gainesville with the test to follow. It is an open book test which can be found on the ARS website.*

Member of



Calendar:

- ▶ January 6, 2024 10:30am
Field Trip to White Trail Flower Farm
- ▶ January 19-21, 2024
Deep South District Winter Meeting, Gainesville
- ▶ January 22, 2024 7:30pm
Pruning Roses Demonstration
- ▶ February 26, 2024, 7:30pm
The Rose Geek, Kimberley Dean Presents
- ▶ April 13, 2024 10 am
Rose Garden Tour, Wellington Fl
- ▶ April 27, 2024 All day
Mounts Botanical Gardens Spring Plant Sale

Inside this issue:

President's Message	1
January Presentation	1
GPBRS Rose Chatter	2
Editor's Corner	2
Rose Hips & Hybridizing	2
Rose Movie Review	2
Rose Bud Styles	3
Band Roses	4
Deep South Schedule	5
Deep South Invite	6
Deep South Regis Form	7
ARS Member Form	8
New Member Form	9
Board of Directors	10
Consulting Rosarians	10
ARS National Convention Information	10

Editor's Note:

As we ring in the new year, I'd like to note that we had a GREAT year at our Greater Palm Beach Rose Society. And it is with great confidence that I envision more good things to come for both our rose society and our members (and their beautiful roses).

As a reminder, it is that time of year again where your membership renewal is due. The form is attached to this newsletter. Please complete it and mail to me with a check for \$25. As an alternative you can pay on our website. Please share the form with a fellow rose lover who may be interested in joining us.

Wish you all a Happy, healthy and prosperous new year filled with love and magnificent roses.

As always, any questions, please feel free to reach email: foxviewroses@gmail.com

Denise Abruzzese
Editor

"God gave us our memories so that we might have roses in December."

– J.M. Barrie

- * *The Deep South District will be holding it's mid-winter meeting January 19 through 21, 2024 in Gainesville, hosted by The Tampa Rose Society.*
- * *Bring your rose entries to each meeting and our own Consulting Rosarian and Rose Show Judge, Bill Langford, will give you pointers and tips for what the judges are looking for!*
- * *Just a reminder we need your help at the monthly meeting refreshment table. Please let Dave Byron (email: dabyron@gmail.com) know what you are volunteering to bring. Thank you!!!*

Rose Hips and Hybridizing Roses

We had so much fun getting our rose hips ready for cold stratification. Many thanks to Nate Fisher from Garden Roses LLC for presenting November's event and for imparting such great knowledge to us. And thank you for taking the time to send us the rose hips! We have a cross between China Doll and The Fairy, both beautiful pink roses! It will be very interesting to see if we get any new roses variations and what they will look like.

There are many methods for hybridizing roses. Below are basic steps for you can follow that are simple. Texas A&M University Rose Hybridization has a free online class to watch at your convenience, <https://roses.tamu.edu/rose-breeding-for-beginners/>

1. Cut the pollen off the fertilizing rose and store it in a baby food jar overnight;
2. The next day, take a partially opened "mother" rose bloom and carefully remove all the petals;
3. Hold the rose on an angle or upside down and cut off all the pollen being careful not to get any on the stamen;
4. Use a paint brush and paint on the pollen from the baby food jar onto the mother stamen;
5. Wrap the fertilized stamen in a small sheer bag so no insects can get to it and pollinate it with other rose pollen and label it with the rose parent names and date;
6. Wait for the hip to ripen to red. This could take several months. (Alternatively, you can just go outside and pick a ripened rose hip. You just won't know who the pollen parent is);
7. Once ripe remove the hip and gently cut open, removing the seeds and placing them for a few hours in water (4 parts) and peroxide (1 part) or a fungicide;
8. Rinse off the seeds with fresh water;
9. Place the seeds on a damp paper towel. You can also mist the paper towel with the peroxide solution or fungicide;
10. Place the folded up paper towel in a ziplock bag and label it;
11. Place the bag in the refrigerator for 6 weeks to 2 months;
12. Remove each individual seed and plant in potting soil;
13. Be sure to mark each pot with the parents names and date.

ROSE MOVIE REVIEW: "ROSE – QUEEN OF FLOWERS", on Amazon Prime

By Denise Abruzzese

I had the pleasure of seeing this documentary a few days ago. It was interesting to hear about the history of the Meillands, Austins, etc. There was film of the hybridization process and the florist roses in Africa. Throughout the movie, they interviewed rosarians from Italy, German and other places. They were the most breathtaking rose gardens I have ever seen. I'm not going to spoil it completely, but the "two sisters" gardens are incredible, never fertilized, never watered. Don't miss this informative film!

BLOOM STYLES , Reprinted with permission from David Austin, Ltd.

Despite their many differing qualities, one attribute English Roses share with each other is their beauty. Coming in many shapes and forms, they are all beautifully unique. From full bodied, peony-like blooms to single petalled standouts with prominent stems, the breadth of rose styles can be quite staggering.

BUTTON EYE: Emily Bronte (right)

A characteristic of very full petalled blooms where an attractive button eye is revealed as the outer petals reflex back.



DEEP, SHALLOW & OPEN

DEEP: Princess Alexandra of Kent (on right)

SHALLOW: Harlowe Car (below)



ROSETTE (Ruffled): The Pilgrim (right)

Rosette blooms are full bodied and feature many slightly overlapping petals of different sizes, creating a 'ruffled' effect.



OPEN CUP: Scepter-d Isle (right)

Arranged in a curving, circular pattern, the outer petals of the attractive cupped bloom are slightly taller than those towards the centre, curving inward to create a many petalled 'chalice' shape. Variations of the cupped bloom are open cup, shallow cup and deep cup.



SINGLE: Tottering-by-Gently (below)

A simple yet elegant formation of typically five fully open petals, set around a prominent stamen, creating a spectacular almost wild rose feel when viewed en-masse.



RECURVED: Mary Delany (right)

Recurved blooms feature petals which are curved delicately inward or backward.




SEMI-DOUBLE: The Lark Ascending (left)

Featuring two to three times more petals than a typical single bloom, often in two or three rows, the semi-double has a more relaxed feel, allowing visibility of the rich, golden centre of the rose.

INCURVED: Desdemona (right)


A characteristic of cupped or chalice shaped blooms, the petals curve inwards creating an ethereal quality through light and shade.



HOW TO CARE FOR A BABY BAND ROSE

by Denise Abruzzese

Many of us have ventured out and away from only buying roses grafted on fortuniana rootstock so we could broaden our horizon to some patented roses, japanese roses, antique roses, etc. We usually will plant these in pots and planters to avoid nematode destruction. However, many of these mail order roses are babies. These are called “band” roses. They are often sent in 4 or 6 inch or 1 gallon pots and the roots are not fully developed at this stage. I thought I would give you some helpful instructions on how to take care of a “band” rose.



Your new rose baby needs to be cared for gently. Here are some helpful do's and don'ts to make your rose journey successful. Bands are usually from 4 to 6 months old and are own root roses so you will not get any suckers. Any new shoots will be new rose canes (they may be red or pink in color at first). Do not cut them off. In fact, new roses should not be pruned for the entire first year of their lives.

After unboxing (and until the rose is older than 6 months old) water only around the edges or bottom water. Bottom watering is placing a dish with 1/4 inch of water underneath until the water is absorbed. **DO NOT OVERWATER** or you will get dieback and lose the rose. Also, do not let the rose dry out completely.

Remove any damaged or dead leaves. Put the rose outside in morning sun and afternoon shade for approximately one week. Thereafter, your rose will need at least 6 hours of full sun. If you purchase the rose in our summer months, you will need to keep it in morning sun and afternoon sun throughout the entire summer.



You can “up” pot the rose into a 1 or 2 gallon container once the roots have filled your current pot. Use good organic potting soil and sprinkle mycorrhizal fungi in the hole and on the roots. Plant your rose at the same height it is planted in the shipping pot. You may also plant in a larger pot once the 2 gallon pot is filled with roots. If you really want to put it in a larger pot, add organic potting soil (without fertilizer) to the pot and make a hole in it the exact size the pot the band is in. Just place the pot into the soil so you can control how much water it is given. If we expect a cold front of less than 40 degrees, you may put in a garage temporarily.

The first year, **do not** use any non-organic fertilizers and **do not** use any granular fertilizers. You can use liquid organic fertilizers such as fish emulsion at half strength for the first 6 months. The first year do not prune except for dead or diseased canes.

Bands are a great way to get a rose not sold locally in your garden center and many times at a much less expensive price point.

I hope you go out on a limb and order a band or two so you can enjoy your new babies!

SCHEDULE OF EVENTS
DEEP SOUTH DISTRICT MID-WINTER MEETING
January 19-21, 2003
Hosted by Tampa Rose Society

Friday

12:00	Registration and Raffle Sales Open	Hallway in front of ballrooms
1-3 pm	Arrangement Workshop	Springhill Ballroom East
1-4 pm	Vendors set up	San Felasco & Santa Fe Rooms
	Dinner on your own	
7 -11 pm	Hospitality Room	Presidential Suite Third Floor

Saturday

9 am to 5 pm	Visit our vendors for your rose needs	
9 am	Registration and Raffle Sales open	
9:30 -10:30	Glenn Schulman – “Rose Propagation”	
10:30 11:30	Ray Guillebeau - “Minis and Mini-floras”	
11:30-1 pm	Lunch on Your Own. Last chance to buy Vendor Dollars tickets	
1 pm	Vendor Dollars Drawing (Do not have to be present to win)	
1:30-2:45 pm	Lance S. Osborne, Ph.D. - “Update on Thrips”	
2:45-3:15 pm	Annual Meeting - District Director, Cindy Dale. Member vote. All Delegates should be there.	
3:15-3:30 pm	Break	
3:30-4pm	Last chance to buy raffle tickets	
4pm-5 pm	Raffle drawing (must be present to win)	
5:30- 6:30pm	Cash Bar	
6:30pm	Awards Dinner	
9- 12 pm	Hospitality Room, Presidential Suite Third Floor	

Sunday

8am -Noon	Consulting Rosarian School, San Felasco Room
-----------	--

Invitation to the 2024 DSD Mid-Winter Meeting

You are invited to attend the 2024 DSD Mid-Winter Conference to be hosted by the Tampa Rose Society the weekend of January 19 – 21st, 2024 at the Best Western Gateway Grand Hotel and Conference Center in Gainesville, Florida. Take Exit 390 to get off I-75. The Hotel is located on the north side of Gainesville just west of I-75, at the 39th Avenue exit (SR222).

Starting on Friday, January 19th afternoon, the popular arrangement seminar will focus on how to make an award-winning arrangement. Friday night dinner on your own was popular, so we are continuing that option. The Registration table will be set up around 12 noon on Friday and a list of local restaurants will be available to review.

Please join us after dinner to greet old friends and make new friends in the Hospitality room located in the Presidential Suite on the third floor.

Several vendors will be selling different types of roses and rose growing supplies. Be sure to order the roses and amendments you want ahead of time, if possible.

Saturday's programs will feature a variety of speakers for CR credit, and there will be a DSD members' meeting. Please check out the wonderful raffle prizes. The raffle winners will be announced immediately after the DSD members' meeting, and you must be present to win.

The Banquet will be held Saturday evening and various district award recipients will be announced and honored.

~~On~~ Sunday morning, January 21st, the Consulting Rosarian School will be held for new applicants and Consulting Rosarians who need to recertify. New candidates need to apply at least 30 days ahead of time by contacting our DSD CR Chair, Janet Newburgh.

Please be on the lookout for the registration form in the next DSD Newsletter and on the website and start planning to celebrate the New Year by attending the Mid-Winter Meeting.

Let's start the 2024 year with some fun and learning!

Christine O'Donnell, President of the Tampa Rose Society
cvodon@earthlink.net



“Romancing the Rose”
Deep South District Mid-Winter Meeting
Best Western Gateway Grand Hotel
Hosted by the Tampa Rose Society
January 19th – 21st, 2024

Registration Information:

Name(s): _____
 Street Address: _____
 City, State, Zip Code: _____
 Telephone: _____ Email: _____
 Local Rose Society: _____

Registration Fees:	Number	Amount
Early: Postmarked by 12/18/23 \$45.00/person	_____	_____
Regular: \$50.00/person	_____	_____

Arrangement Workshop:		
Friday Afternoon (1:00 – 3:00pm)	\$25.00/person	_____

Awards Banquet Dinner: Spring Hills Ballroom – Saturday Evening: Cash bar – 5:30 pm, Dinner at 6:30 pm

Dinner Reservations must be received by January 3, 2024

Selection Entrée: Chicken Marsala w/Mushrooms	\$36.00/person	_____	_____
Herb Crusted Salmon	\$40.00/person	_____	_____
Manicotti – 4 Cheese blend	\$34.00/person	_____	_____

Consulting Rosarian School: 8am – 12N

Sunday Morning for New Candidates	\$10.00/person	_____	_____
-----------------------------------	----------------	-------	-------

Make checks payable to TRS (Tampa Rose Society) and mail with this form to:

Mrs. Carol Wade, 11302 Echo View Drive, Odessa, FL 33556

Cancellation Policy: Registration fee minus 25% will be refunded if requested by Dec. 31, 2023. No refund after that date!

For Additional Information contact: KJ Prevatt@gmail.com, MWM Chair, President -TRS – Cell: 813-833-5122

HOTEL RESERVATIONS:

Please make hotel reservations directly with Best Western Gateway Grand Hotel & Conference Center, 4200 NW 97th Blvd., Gainesville, FL 32606. TELEPHONE 352-331-3336. Booking Group Name: Deep South District Midwinter Meeting. Room Cost per night: Double/Double: \$119.00 plus tax, King Suite: \$119.00 plus tax. Parking is free. To obtain this special rate, rooms must be booked by December 25, 2023. Rates will be valid for up to 3 nights pre/post group room block dates, based on availability.





JOIN THE AMERICAN ROSE SOCIETY

www.rose.org or (800) 637-6534

Which Membership should I choose?

- Individual Membership is for one person younger than 65 years of age.
- Joint Membership is for two members of the same household. All the benefits of membership are enjoyed by both, but only one magazine is delivered to the household.
- Senior Membership is for one person over the age of 65.

Senior Joint Membership is for two members of the same household, one of whom is over the age of 65. All the benefits of membership are enjoyed by both, but only one magazine is delivered to the household.

- Canadian Membership is for one person residing in Canada.
- Canadian Joint is for two members of the same household residing in Canada. All the benefits of membership are enjoyed by both, but only one magazine is delivered to the household.
- International Membership is for one person residing outside the United States or Canada.
- International Joint is for two members of the same household residing outside the United States or Canada. All the benefits of membership are enjoyed by both, but only one magazine is delivered to the household.
- Associate Membership if the main member of the household is a Lifetime Member; or if you have more than two adults in your household who wish to belong to the ARS, please choose this category of membership.
- Youth Membership is for one person under the age of 16. Youth members enjoy all* the benefits of membership, including a special quarterly e-newsletter, but do not receive the magazine. (*Youth members are not eligible to vote.)
- Lifetime Membership is for one person under the age of 65 who wants to enjoy the benefits of membership in the ARS for their lifetime.
- Senior Lifetime Membership is for one person over the age of 65 who wants to enjoy the benefits of membership in the ARS for their lifetime.



Trial membership in the ARS! An \$86 value for just \$10! You will receive two issues of the beautiful American Rose magazine, your member ID card; allowing you discounts with our Member Benefit Partners, along with free or discounted admission to more than 200 gardens and arboreta across the country.



Greater Palm Beach Rose Society
New Member Enrollment Form

If you wish to join online, visit
<http://www.gpbrs.org/new-join/>

Today's date _____

Name _____

Address _____

Phone _____

Email _____

Are you a **Consulting Rosarian**? ()Y ()N

Are you a **Master Rosarian**? ()Y ()N

How did you hear about the Greater Palm Beach
Rose Society? _____

Annual Dues: \$25.00

Paid via:

() cash, or

() check (# _____) and made payable to
"Greater Palm Beach Rose Society"

Send to: Denise Abruzzese
4680 Foxview Place
Lake Worth, Fl. 33467
FoxviewRoses@gmail.com

For more information, visit www.gpbrs.org

For questions, contact Membership Chair
Larry Auton <roses@winux.com>

Greater Palm Beach Rose Society projects span
several areas of service. Please check below to
indicate your willingness to support:

____ **Civic/Community Outreach**
Rose Garden Maintenance at Mounts Botanical
Garden

____ **Communications**
Membership, registration, mentors, new member
receptions, website, social media, yearbook,
publicity, promotions, photography, artwork

____ **Adult Education**
"Around & About", awards, workshops in floral
design, garden art, environment/conservation

____ **Youth Education**
College scholarships, youth contests, youth garden
clubs, youth rose gardens

____ **Gardening**
Horticulture, plant raffles, plant sales, plant
propagation, plant craft classes, birds, bees &
butterflies

____ **Hospitality**
Organize the refreshments for monthly meetings,
Holiday and Spring luncheons

*Greater Palm Beach Rose Society is a 501(c) (3)
organization.*

Revised May 2023

BOARD OF DIRECTORS 2023

Co-Presidents: Debbie Coolidge
561-313-0077
Geoff Coolidge
561-310-8508
Coolidge38@gmail.com

Past Presidents: Bill Langford
561-309-8736
Whl2@prodigy.net

Kathy Rose
561-665-0535

Fred Frappier
561-951-8232

1st Vice President: Maria Wolfe
561-386-4903

**2nd Vice President,
Membership:** Larry Auton
908-625-4795
Roses@winux.com

Secretary: Kim Wendt
561-436-8555
Kwendt.palmbeach@gmail.com

Treasurer: Denise Abruzzese
631-988-5244
Foxviewroses@gmail.com

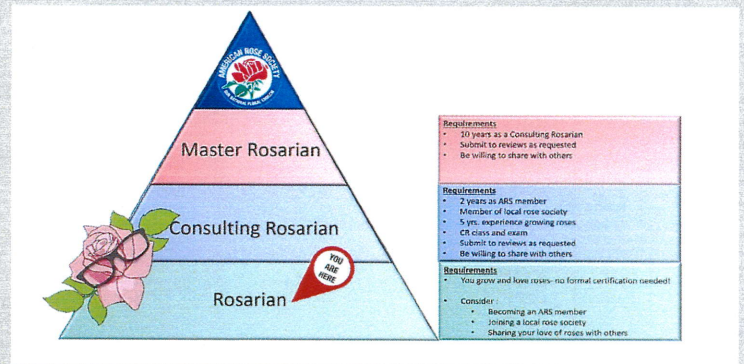
Hospitality: David Byron
314-422-8762
dabyron@gmail.com

Directors:
Mike Becker 817-522-2970
Maria Wolfe 561-386-4903
Fred Frappier 561-951-8232
Frank Sullivan 561-596-8071
Victor Lazzari 305-905-5904

Newsletter Editor: Denise Abruzzese
631-988-5244
Foxviewroses@gmail.com

Website: Larry Auton
Roses@winux.com

Greater Palm Beach Rose Society needs CONSULTING ROSARIANS! Please consider making an application. Please email Janet Newburgh at the Consulting Rosarian program at the **American Rose Society** for further information jannewburgh@gmail.com



Our Consulting Rosarians

Debbie Coolidge 561-313-0077
Geoff Coolidge 561-310-8508
Coolidge38@gmail.com

Bill Langford 561-309-8736
Whl2@prodigy.net

Mike Becker, Master Rosarian 817-522-2970
becker.mike@att.net

ONLINE SCHOOL COMING Feb 2024!

2024
ARS National Convention
'Sailing on a Sea of Roses'
September 9-13, 2024
Warwick, Rhode Island

'Rosie the Lobster'
says:
'Save the Date!'

<https://seaofroses.org>
<https://www.facebook.com/groups/seaofroses>



Augusta Louise
Photo by Denise Abruzzese



Augusta Louise
Photo by Denise Abruzzese